

# Panasonic

## ET-YFB200G

DIGITAL LINK Switcher

## ET-YFB100G

Digital Interface Box

*Smart, Easy, Efficient AV Control Integration*






# Convenient High-Quality Digital Transmission over a Single Cable

## ET-YFB200G

A Self-Contained Multi-Output Switcher

DIGITAL LINK Switcher



### Simple and Cost-Effective Installation

- 2 x DIGITAL LINK (based on HDBaseT™ technology) outputs distribute AV and command signals to two projectors/displays
- Long-distance DIGITAL LINK transmission of up to 150 m (492 ft)\*1



- Enables daisy-chain (cascade) connection for multi-display distribution
- Supports Early Warning Software allowing failures to be easily identified



### Easy to Operate

- DVI-D output is included to connect an extra projector/display or to monitor outgoing signals on a connected PC
- Convenient in-browser remote control from PC or tablet
- User-friendly soft-touch buttons and compact half-rack dimensions
- Front-panel On/Standby buttons for individual display devices

## ET-YFB100G

Smart Hub Makes Single-Cable Connection Easy

Digital Interface Box



### Reduced Total Cost of Ownership

- DIGITAL LINK output enables transmission of uncompressed HD digital video, audio, and control signals for up to 100 m (328 ft) through a single CAT5e (STP) or higher cable
- No Signal Sleep Mode automatically shuts down DIGITAL LINK output when no input signal is detected
- Abundant input terminals including two HDMI and RGB inputs
- Separate audio output enables sound to be output when the projector is powered down

### High-Quality Video Transmission

- Digital transmission ensures high-fidelity image and sound quality
- Compatible with other manufacturer's equipment based on the same technology\*2
- Digital Cinema Reality converts interlaced motion image signals into beautifully smooth progressive images

### Flexible Expandability with ET-YFB200G

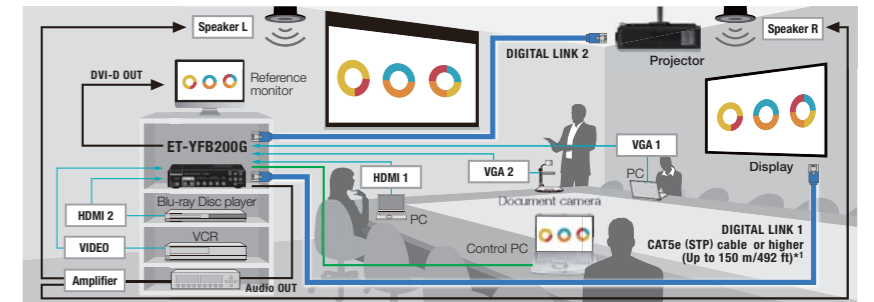
#### Distribute Digital Signals to Two Display Devices

Deliver media/control signals to two projectors, two displays, or one projector and one display simultaneously.

#### Application Examples

Dual DIGITAL LINK OUT is ideal for integrating main projector and sub display, for dual-projector setups with edge blending function, and for media distribution to two rooms.

Venues: Auditoriums / Lecture Theaters / Seminar Rooms / Churches

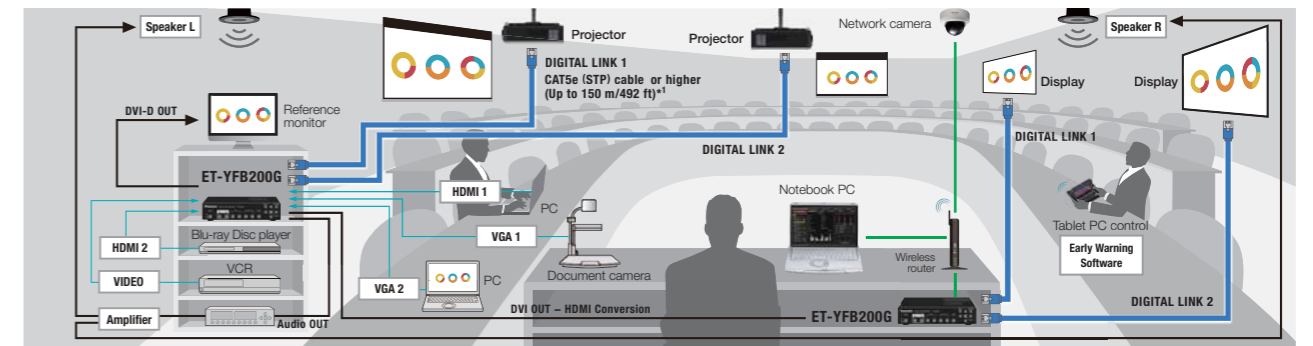


#### Daisy-chain (Cascade) to Connect Multiple Display Devices

Daisy-chain (cascade) multiple ET-YFB200Gs to switch and relay Full HD signals to more than two display devices, with optional Early Warning Software.

Application Examples Easily manage multiple projectors for 360-degree panoramas, or simplify large-scale AV installations in learning centers, etc.

Venues: Outdoor / Museums / Universities / Seminar Rooms / Cafeterias




#### Integrates 3 x 3 Video Wall Installations

Relay signals to 3 x 3 or 3 x 1 video-wall panels from a remote location with the option of separate audio distribution.

Application Examples Ideally suited for 3 x 3 information displays in airports and sporting/entertainment, or 3 x 1 signage in hotel lobbies or retail spaces

Venues: Retail Spaces / Hotel Lobbies / Arenas / Train and Bus Stations



\* Due to HDCP limitations, a maximum of eight displays can be daisy-chained via a single LAN cable.

### Cost-Effective Long-Distance Transmission

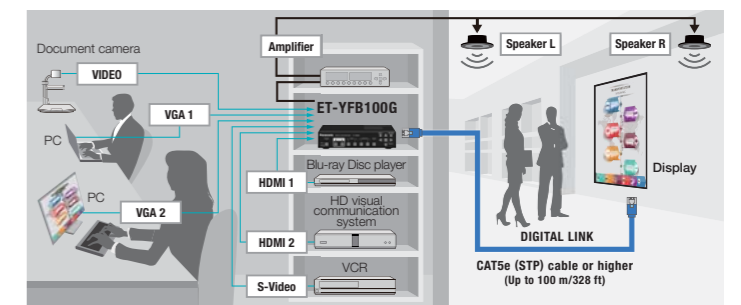
#### Simple One-to-One Connection with ET-YFB100G

Streamlined hub connects multiple media sources and routes media/control signals to displays/projectors over long distances through one cable.

#### Application Examples

With reduced cost and complexity and supporting third-party control systems, ET-YFB100G is suited to single-display setups in offices, etc.

Venues: Offices / Schools / Meeting Rooms / Retail Outlets / Digital Signage



\*1 Applicable models: PT-DZ780/DW750/DX820 projectors in Long Reach Mode for signals up to 1080p. For other DIGITAL LINK models: up to 100 m (328 ft) \*2 For applicable models, please refer to Panasonic Projector Global Website <http://panasonic.net/avc/projector/support/>

# The DIGITAL LINK World



DIGITAL LINK supports the control protocols of the industry's leading manufacturers, including Crestron, Extron, AMX, and many more. This makes it easy to configure a wide variety of systems, and allows DIGITAL LINK to integrate seamlessly into an existing control setup.



Note: All products tested for compatibility are listed on the following websites:  
 Projectors – [panasonic.net/avc/projector/support/digitalink\\_compatible\\_list/](http://panasonic.net/avc/projector/support/digitalink_compatible_list/)  
 Displays – [panasonic.net/prodisplays/support/index.html](http://panasonic.net/prodisplays/support/index.html)

## Specifications

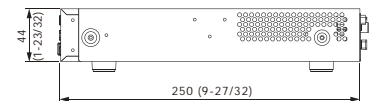
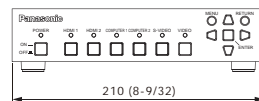
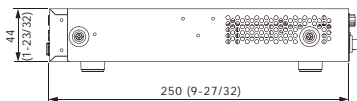
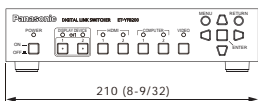
ET-YFB200G DIGITAL LINK Switcher	
Power supply	DC 16 V (DC input terminal)
Power consumption (use with supplied AC adaptor)	32 W (0.15 W with power off) (including power consumption of AC adaptor)
AC adaptor	Input: 100 V–240 V AC (1.5 A–0.8 A) Output: DC 16 V, 3.75 A
Terminals	COMPUTER 1 IN: D-sub HD 15-pin (female) x 1 (RGB/Y/PbPr/Yc/Cr x 2)*1, COMPUTER 2 IN: D-sub HD 15-pin (female) x 1, VIDEO IN: Pin jack x 1 (composite video), AUDIO IN 1: M3 (L-R) x 1, AUDIO IN 2: M3 (L-R) x 1, AUDIO IN 3: M3 (L-R) x 1, DIGITAL LINK OUT 1: RJ-45 x 1 for DIGITAL LINK connection (video, audio and control signals), HDBaseT™ compliant, DIGITAL LINK OUT 2: RJ-45 x 1 for DIGITAL LINK connection (video, audio and control signals), HDBaseT™ compliant, DVI-D OUT: DVI-D 24-pin x 1 (DVI 1.0 compliant, compatible with HDCP, compatible with single link only), SERIAL IN: 3-pin 3.5 mm detachable terminal block for external control (RS-232C compliant), AUDIO OUT: M3 (L-R) x 1 (variable), REMOTE IN: D-sub 9-pin (female) x 1 for external control (parallel), LAN: RJ-45 x 1 for network connection, 10Base-T/100Base-TX, compatible with P.Link, HDMI 1 IN: HDMI 19-pin x 2 (Deep Color, compatible with HDCP), audio signal: linear PCM (sampling frequencies: 48 kHz, 44.1 kHz, 32 kHz), HDMI 2 IN: HDMI 19-pin x 2 (Deep Color, compatible with HDCP), audio signal: linear PCM (sampling frequencies: 48 kHz, 44.1 kHz, 32 kHz)
Dimensions (W x H x D)	210 x 44 x 250 mm (8 9/32" x 1 23/32" x 9 27/32") (excluding protrusion)
Weight	Approximately 1.3 kg (2.87 lbs)*2
Operating environment	Operating temperature: 0–40 °C (32–104 °F)*3, operating humidity: 20–80 % (no condensation)
Supplied accessories	AC adaptor x 1, power cords (2 m) x 3, AC power cord holder x 1, AC power cord holder screw x 1, mounting brackets for rack installation x 2, countersunk screws x 6, legs x 4, screws for installing legs x 4, plug for 3-pin 3.5 mm detachable terminal block x 1

\*1 S-Video signals can be input with an S-Video conversion cable (ET-ADSV). \*2 Average value. May differ depending on models. \*3 Please use at elevations below 2,700 m (8,858 ft) above sea level. When used at 1,400 m to 2,700 m (4,593 ft to 8,858 ft) above sea level, operating temperature range is 0 °C to 35 °C (32 °F to 95 °F).

ET-YFB100G Digital Interface Box	
Power supply	DC 16 V (DC input terminal)
Power consumption (use with supplied AC adaptor)	16 W (0.2 W with power off) (including power consumption of AC adaptor)
AC adaptor	Input: 100 V–240 V AC (1.5 A–0.8 A) Output: DC 16 V, 3.75 A
Terminals	COMPUTER 1 IN: D-sub HD 15-pin (female) x 1 (RGB/Y/PbPr/Yc/Cr x 2), COMPUTER 2 IN: D-sub HD 15-pin (female) x 1, VIDEO IN: Pin jack x 1 (Composite VIDEO), S-VIDEO IN: Mini DIN 4-pin x 1 (S-VIDEO), AUDIO IN: M3 (L-R) x 1, AUDIO OUT: M3 (L-R) x 1 (variable), SERIAL IN: D-sub 9-pin (female) x 1 for external control (RS-232C compliant), REMOTE IN: D-sub 9-pin (female) x 1 for external control (parallel), LAN: RJ-45 x 1 for network connection, 10Base-T/100Base-TX, DIGITAL LINK: DIGITAL LINK connection (video, audio, and control signals) and HDBaseT™ compliant, HDMI IN: HDMI 19-pin x 2 (Deep Color, compatible with HDCP), audio signal: linear PCM (sampling frequencies: 48 kHz, 44.1 kHz, 32 kHz)
Dimensions (W x H x D)	210 x 44 x 250 mm (8 9/32" x 1 23/32" x 9 27/32") (excluding protrusion)
Weight	Approximately 1.15 kg (2.54 lbs)*2
Operating environment	Operating temperature: 0–40 °C (32–104 °F)*3, operating humidity: 20–80 % (no condensation)
Supplied accessories	AC adaptor x 1, power cords (2 m) x 3, AC power cord holder x 1, AC power cord holder screw x 1, mounting brackets for rack or countertop installation x 2, mounting bracket for rack installation x 1, countersunk screws x 6, legs x 4, screws for installing legs x 4



Dimensions Unit: mm [inches]



## Options

### Enhanced Reliability for Mission-Critical Situations

Stop problems before they occur and more effectively manage maintenance schedules with optional Early Warning Software.

### Early Warning Software

ET-SWA100

Available with ET-YFB200G

### Mounting brackets attached

Brackets included for various installation needs, including server rack (EIA standards) mounting.

With the top plate mounting bracket attached



With rack mounting brackets attached



Weights and dimensions shown are approximate. Specifications and appearance are subject to change without notice. Product availability differs depending on region and country. These products may be subject to export control regulations. Measurement, measuring conditions, and method of notation all comply with ISO 21118 international standards. HDMI, the HDMI logo, and High-Definition Multimedia Interface are trademarks or registered trademarks of HDMI Licensing LLC in the United States and other countries. HDBaseT™ is a trademark of the HDBaseT Alliance. All other trademarks are the property of their respective trademark owners. Projection images and images on screen are simulated. For more detailed information, please consult the dealer from whom you are purchasing the product. © 2015 Panasonic Corporation. All rights reserved.



For more information about Panasonic projectors and displays, please visit:  
 Projector Global Website – [panasonic.net/avc/projector](http://panasonic.net/avc/projector)  
 YouTube – [www.youtube.com/user/PanasonicProjector](http://www.youtube.com/user/PanasonicProjector)  
 Display Global Website – [panasonic.net/prodisplays](http://panasonic.net/prodisplays)  
 YouTube – [www.youtube.com/user/PanasonicProDisplay](http://www.youtube.com/user/PanasonicProDisplay)

For more information, please visit the DIGITAL LINK website:  
[panasonic.net/prodisplays/solutions/technology/digital\\_link](http://panasonic.net/prodisplays/solutions/technology/digital_link)

All information included here is valid as of May 2015.

ET-YFB200G1 Printed in Japan.